

To the Learner

All-Star is a four-level, standards-based series for English learners featuring a picture-dictionary approach to vocabulary building. “Big picture” scenes in each unit provide springboards to a wealth of activities developing all of the language skills.

An accessible and predictable sequence of lessons in each unit systematically builds language and math skills around life-skill topics. *All-Star* presents family, work, and community topics in each unit, and provides alternate application lessons in its Workbooks, giving teachers the flexibility to customize the series for a variety of student needs and curricular objectives.




Features

- ★ **Accessible “big picture” scenes** present life-skills vocabulary and provide engaging contexts for all-skills language development.
- ★ **Predictable sequence of eight lessons** in each unit reduces prep time for teachers and helps students get comfortable with the pattern of each lesson type.
- ★ **Flexible structure** allows teachers to customize each unit to meet a variety of student needs and curricular objectives, with application lessons addressing family, work, and community topics in both the Student Book and Workbook.
- ★ **Comprehensive coverage of key standards** prepares students to master a broad range of critical competencies.
- ★ **Multiple assessment measures** like performance-based assessment offer a broad range of options for monitoring and assessing learner progress.

Table of Contents

UNIT	Listening and Speaking	Reading and Writing	Critical Thinking	
Pre-Unit Meeting Your Classmates <i>page 2</i>	<ul style="list-style-type: none"> Listen to introductions Introduce yourself Ask for and give spelling of names 	<ul style="list-style-type: none"> Make a name tag 		
1 Getting Started <i>page 4</i>	<ul style="list-style-type: none"> Exchange personal information Talk about things in a classroom Follow classroom instructions Say and understand numbers (telephone, area code, zip code) Use appropriate greetings and partings Ask about occupations Introduce people Pronunciation Focus: Long vowel sounds: / and E	<ul style="list-style-type: none"> Read a world map Read and write classroom instructions Read for specific information Read job ads Read and complete application forms Make flashcards 	<ul style="list-style-type: none"> Classify information Apply what you know Interpret information (on an application form) Interpret a world map 	
2 Places <i>page 26</i>	<ul style="list-style-type: none"> Describe the location of things in the community Talk about places on a U.S. map Ask for clarification Talk about library services Pronunciation Focus: Voiced and voiceless Th sounds	<ul style="list-style-type: none"> Use a telephone directory Read a map Read traffic signs Complete an application for a library card Write addresses and phone numbers Spotlight: Personal interest stories	<ul style="list-style-type: none"> Interpret a map Classify places (public/private) Interpret an illustration Interpret traffic signs 	
3 Time and Money <i>page 48</i>	<ul style="list-style-type: none"> Ask for and tell the time of day Ask about business hours Ask about prices Ask for a phone number from directory assistance Listen to an automated phone message Pronunciation Focus: Syllable stress in numbers	<ul style="list-style-type: none"> Read amounts of money Read and write personal checks Read a time schedule Read signs (in the library) Write time schedules Describe a scene Write amounts of money in words and numbers 	<ul style="list-style-type: none"> Draw conclusions Classify information Compare 	
4 Calendars <i>page 70</i>	<ul style="list-style-type: none"> Describe the weather Talk about events on a calendar Talk about holidays Talk about appointments Make, cancel, and reschedule an appointment Pronunciation Focus: Short A and long A	<ul style="list-style-type: none"> Read information on a calendar Read appointment cards Read and write about holidays Write appointments and events on a calendar Spotlight: Personal interest stories	<ul style="list-style-type: none"> Classify information Evaluate Interpret information about appointments Interpret information about a school calendar 	
5 Clothing <i>page 92</i>	<ul style="list-style-type: none"> Ask for information in a store Ask about sizes and prices Describe clothing Listen to a story Give opinions about clothes Return something to a store Talk about appropriate clothing Pronunciation Focus: Vowel sounds in shoes and should	<ul style="list-style-type: none"> Add words to a Venn diagram Describe clothes Read store signs Read price tags Read a store receipt Write a store receipt Write a personal check Read a story Complete a story chart Read an office memo 	<ul style="list-style-type: none"> Make inferences Classify information Sequence events Predict Summarize 	

Table of Contents

UNIT	Listening and Speaking	Reading and Writing	Critical Thinking	
6 Food <i>page 114</i>	<ul style="list-style-type: none"> • Give opinions about foods • Ask for items in a grocery store • Describe food containers • Ask for price information • Listen to a recorded message Pronunciation Focus: Intonation in <i>yes/no</i> questions	<ul style="list-style-type: none"> • Write a shopping list • Read store flyers • Read store receipts • Interpret a food pyramid • Read a recipe • Connect sentences with <i>and</i> • Write a recipe Spotlight: Recipes	<ul style="list-style-type: none"> • Classify information • Make comparisons • Choose the best alternative • Sequence events 	
7 Families <i>page 136</i>	<ul style="list-style-type: none"> • Talk about family members and responsibilities • Talk about personal interests and activities • Make telephone calls • Discuss family expenses • Give opinions about expenses Pronunciation Focus: Linking consonant to vowel	<ul style="list-style-type: none"> • Make a family tree • Write about family responsibilities • Read family portraits and take notes • Write about family 	<ul style="list-style-type: none"> • Classify information • Estimate 	
8 Health <i>page 158</i>	<ul style="list-style-type: none"> • Talk about health problems • Discuss remedies • Listen to and practice 911 calls Pronunciation Focus: Linking vowel to vowel with a <i>Y</i> or <i>W</i> sound	<ul style="list-style-type: none"> • Read warning labels • Read opinion paragraphs • Read bar graphs • Indent a paragraph • Write an opinion paragraph • Draw a bar graph Spotlight: Opinions	<ul style="list-style-type: none"> • Classify information • Make inferences • Analyze arguments • Make decisions 	
9 House and Home <i>page 180</i>	<ul style="list-style-type: none"> • Describe things in a house • Talk about accidents in the home • Ask for housing information Pronunciation Focus: Stress in compound nouns	<ul style="list-style-type: none"> • Write a comparison of two houses • Read bar graphs • Read classified ads • Write a classified ad • Read bills • Write personal checks 	<ul style="list-style-type: none"> • Compare and contrast • Choose the best alternative • Classify information • Make decisions 	
10 Work <i>page 202</i>	<ul style="list-style-type: none"> • Respond to job ads • Listen to a job interview • Give opinions about what to do in an interview • Give reasons Pronunciation Focus: Stressing important words in sentences	<ul style="list-style-type: none"> • Read and write help wanted ads • Read a success story • Write a story • Read for specific information • Complete job applications • Complete an idea list Spotlight: Past tense stories	<ul style="list-style-type: none"> • Classify information • Reason • Sequence events 	
Appendices	Conversation Checks  Grammar Reference Guide  Vocabulary 			

	Vocabulary	Grammar	Civics Concepts	Math Skills
	<ul style="list-style-type: none"> Food Descriptive words for food Grocery store places, things, and actions Food containers Food groups 	<ul style="list-style-type: none"> Questions and answers with <i>do</i> and <i>don't</i> Frequency adverbs 	<ul style="list-style-type: none"> Understand the food groups Explore a grocery store Interpret receipts Understand healthy eating 	<ul style="list-style-type: none"> Use U.S. measurements: pounds, ounces, and cups Compare prices Budget for food Calculate serving sizes Read and write measurements for recipes
*****	*****	*****	*****	*****
	<ul style="list-style-type: none"> Family members Household activities Park activities Family expenses 	<ul style="list-style-type: none"> <i>Yes/No</i> questions + simple present Simple present statements <i>Don't</i> and <i>doesn't</i> <p>Spotlight: Simple present statements; information questions with the simple present</p>	<ul style="list-style-type: none"> Discuss community-related activities 	<ul style="list-style-type: none"> Take messages that include telephone numbers Create a household budget Use addition and multiplication to calculate totals
*****	*****	*****	*****	*****
	<ul style="list-style-type: none"> Parts of the body Health problems Remedies Safety warnings 	<ul style="list-style-type: none"> <i>Can</i> for ability Giving advice with <i>should</i> and <i>shouldn't</i> 	<ul style="list-style-type: none"> Explore a health clinic Understand safety warnings Understand when to call 911 Explore a hospital 	<ul style="list-style-type: none"> Use U.S. measurements: gallons, quarts, pints, cups and ounces Interpret bar graphs
*****	*****	*****	*****	*****
	<ul style="list-style-type: none"> Areas of a house Household furniture and other items Features of a house Types of housing Classified ad abbreviations Utility bills 	<ul style="list-style-type: none"> Comparing past and present Simple past statements Negative simple past statements <p>Spotlight: Simple past statements; information questions with the simple past</p>	<ul style="list-style-type: none"> Recognize different types of housing in a community Use classified ads as a source of community information 	<ul style="list-style-type: none"> Interpret bar graphs Compare rent prices for apartments and houses Interpret and pay bills
*****	*****	*****	*****	*****
	<ul style="list-style-type: none"> Occupations and skills Help wanted ad abbreviations Work experience 	<ul style="list-style-type: none"> <i>Yes/No</i> questions with the simple past Future with <i>be going to</i> 	<ul style="list-style-type: none"> Use help wanted ads as a source of community information Recognize some dos and don'ts of interviewing 	<ul style="list-style-type: none"> Solve word problems Understand hourly wages Use addition and multiplication to calculate totals
*****	*****	*****	*****	*****

Welcome to All-Star

All-Star is a four-level series featuring a “big picture” approach to meeting adult standards that systematically builds language and math skills around life-skill topics.

Accessible lesson format follows an innovative layout with a list of activities labeled “Things To Do” on the left and picture-dictionary visuals on the right.


每课遵循创新型版面设计，左侧为“学习任务”，右侧为图解字典的插图。

Predictable unit structure includes the same logical sequence of eight lessons in each unit.

可预测的单元结构是指每个单元含有相同逻辑主题的8课内容。

Comprehensive coverage of key standards prepares students to master critical competencies.

全面介绍重要技能标准，培养学生判断性思维能力。



1 LESSON

UNIT 6: Food

VOCABULARY: Identifying Foods

THINGS TO DO

1 Learn New Words

Look at the pictures. Listen to the words. Then listen and repeat.

① noodles	⑧ bananas	⑮ shrimp
② bread	⑨ milk	⑯ beans
③ rice	⑩ cheese	⑰ onions
④ cereal	⑪ yogurt	⑱ tomatoes
⑤ apples	⑫ butter	⑲ lettuce
⑥ oranges	⑬ peanuts	⑳ carrots
⑦ grapes	⑭ chicken	


Write the words next to the pictures. Then add another food to each group.

2 Give Opinions


Group the foods above. Put the words that end in -s in Group 1. Put the other words into Group 2.

GROUP 1	GROUP 2
noodles	bread

Work with a partner. Give your opinion of 5 foods.



I think noodles are delicious.



I think bread is good.





delicious good terrible

3 Write





Make a shopping list like this. Write 10 foods.

SHOPPING LIST	
Fruit & Vegetables	Dairy
apples	milk
Grains	Other
bread	





Grains





Fruit





Dairy

Meat, Fish, Beans, Nuts

Vegetables

FOOD GROUPS

WINDOW ON GRAMMAR
Questions with *Do you like*

★ Read the questions and answers.

<p>QUESTIONS</p> <p>Do you like rice?</p> <p>Do you like cheese?</p>	<p>ANSWERS</p> <p>Yes, I <u>do</u>.</p> <p>No, I <u>don't</u>.</p>
---	---

★ Work with a partner. Ask about 5 foods.

EXAMPLE:

A: Do you like milk?

B: No, I don't.

★ Write a sentence about your partner. Read it to the class.

My partner likes _____ and _____.

Life-skills vocabulary is presented through compelling, picture-dictionary illustrations. Students learn new words in a non-threatening, structured environment.

通过激发学生兴趣的图解字典插图呈现与生活技能相关的词汇，使学生在轻松的环境中系统地学习生词。

Windows on Grammar present manageable chunks of grammar with clear examples and follow-up activities. Grammar is addressed in greater detail in 5 Grammar Spotlights throughout the book and in the Grammar Reference Guide at the back of the book.

“语法窗口”举例讲解语法知识并提供练习。贯穿全书的5个“语法小结”以及书后的“语法指导”更为详细地讲解语法知识。

“Big picture” scenes are springboards to a wealth of all-skills expansion activities in the Teacher’s Edition.

“大图”为教师用书中的技能拓展训练提供了素材。

Color overhead transparencies for the “big picture” scenes provide fun and meaningful ways to present new vocabulary and concepts.

“大图”的彩色幻灯片有趣并有效地介绍了新词汇和概念。



UNIT 6: Food

VOCABULARY IN ACTION: At the Grocery Store

Do you sell rice?

THINGS TO DO

1 Talk About the Picture

Write 5 things about the picture.

EXAMPLES: Gail is looking at paper towels.
Tina is standing in line.

Share your ideas with the class.

2 Learn New Words

Look at the picture. Listen to the words. Then listen and repeat.

- | | | |
|-------------------|--------------------|----------------------|
| ① Aisle 1 | ④ shopping cart | ⑪ pushing a cart |
| ② restroom | ⑦ mop | ⑫ looking at |
| ③ ice | ⑧ checkout counter | ⑬ eating |
| ④ frozen foods | ⑨ coupons | ⑭ cleaning the floor |
| ⑤ produce section | ⑩ bakery | ⑮ standing in line |

3 Practice the Conversation

Listen to the conversations. Then listen and repeat.



A: Excuse me. Do you sell **rice**?
B: Yes, we do. **It's in Aisle 1.**
A: Thank you.
B: You're welcome.



A: Excuse me. Do you sell **bananas**?
B: Yes, we do. **They're in the produce section.**
A: Thank you.
B: You're welcome.

Practice the conversations with a partner. Ask about these things.



Structured speaking activities invite students to discuss the picture dictionary scene, simulate real-life conversations, and express their thoughts and opinions.

口语练习让学生对图解字典的情景展开讨论，激发他们进行日常生活对话的兴趣，并表达他们的想法和意见。

Reading activities develop critical thinking skills by asking students to find important information and make inferences.

阅读练习要求学生找出关键信息并得出结论，从而培养他们的批判性思考的能力。

Realia-based readings and narrative selections like maps, advertisements, descriptive paragraphs, and short stories provide the basis for developing reading skills.

基于实物的阅读和对叙述性文字的阅读（如：地图、广告、描述性段落、短篇小说）为培养学生的阅读技能打下基础。

4

LESSON

UNIT 6: Food

Store Flyers

READING AND WRITING: Reading Food Ads

THINGS TO DO

1 Read
Read the store flyers. Write the price and amount of each food.

Food	Ray's Supermarket		Ford's Supermarket	
	Price	Amount	Price	Amount
green beans				
chicken				
orange juice				
vegetable oil				
carrots				


2 Compare
Where is the food cheaper? Check (✓) your answer.

	RAY'S	FORD'S
Green beans are cheaper at	<input type="checkbox"/>	<input checked="" type="checkbox"/>
Chicken is cheaper at	<input type="checkbox"/>	<input type="checkbox"/>
Orange juice is cheaper at	<input type="checkbox"/>	<input type="checkbox"/>
Vegetable oil is cheaper at	<input type="checkbox"/>	<input type="checkbox"/>
Carrots are cheaper at	<input type="checkbox"/>	<input type="checkbox"/>


TRY THIS
You have \$5.00 to buy food you see in the two store flyers. What do you want to buy? Where do you want to buy it?

Food	Store	Price
Subtotal		


Ray's SUPERMARKET




1.20
per pound
• Chicken Legs




2 \$4
FOR
• Orange Juice
32 oz. carton



3.99
• Vegetable Oil
96 oz. bottle




2 \$6
FOR
• Carrots
5 lb. bag




1.25
per pound
• Fresh Green Beans

THE SUPER SAVER!


FORD'S SUPERMARKET




2.99
16 oz. bottle
Vegetable Oil




1.99
64 oz. carton
Orange Juice



99¢
a pound
Chicken Legs



99¢
per pound
Fresh Green Beans



79¢
per pound
Carrots

Prices That Can Be Beat

WINDOW ON GRAMMAR
Frequency Adverbs

★ Read the numbers and words.

100%	70-90%	20-40%	0%
always	usually	sometimes	never

★ Complete the sentences with *always, usually, sometimes, or never*.

- I _____ eat rice in the morning.
- I _____ eat lunch at noon.
- I _____ eat dinner at 6:00 P.M.
- I _____ eat cereal for dinner.
- I _____ eat in a restaurant on Sunday.

Abundant opportunities for writing prepare students for a variety of academic and real-world writing challenges, such as completing standard forms and writing complete sentences.

大量的写作练习为学生提供多种学术写作和实际生活写作的尝试机会，如：完成标准写作格式和完成句子练习。

Try This activities promote civics concepts by connecting classroom learning to community experiences.

“试一试”环节将课堂学习与社会经历相结合，提高学生的公民意识。

Windows on Math help students build numeracy skills for basic math work.

“数学窗口”帮助培养学生的运算技能以解答基础数学题。

WINDOW ON MATH
Pounds, Ounces, and Cups

1 pound (lb.) = 16 ounces (oz.)
1 cup (c.) = 8 fluid ounces (oz.)
16 tablespoons (tbsp) = 1 cup (c.)

★ Answer the questions.

- How many ounces are in two pounds of shrimp?
- How many ounces are in a pound and a half of beans?
- You have a half cup of milk. How many ounces is that?
- You have a half pound of lettuce. How many ounces is that?
- You need a half cup of oil. How many tablespoons is that?

Practice the Conversation activities invite students to engage in everyday conversations with their classmates, using the vocabulary and grammar they have learned.

“对话练习”让学生们运用所学的词汇和语法进行彼此的合作，并以此展开日常生活对话。



UNIT 6: Food

Is milk on sale?

1 Practice the Conversation: Ordering Food at a Counter

Listen to the conversation. Then listen and repeat.

- A: Number 27, please.
B: That's me.
A: What can I get for you?
B: Three pounds of chicken.
A: Anything else?
B: No, that's all.

Practice the conversation with a partner. Use these items.

28	29	30
A pound	Half a pound	Two pounds



2 Practice the Conversation: Asking for Help

Listen to the conversation. Then listen and repeat.

- A: Can I help you?
B: Yes. Do you have vegetable oil?
A: Yes, we do. It's on sale this week.
B: How much is it?
A: \$1.99 for a 64-ounce bottle.

Practice the conversation with a partner. Use these items.

cheese	white rice	bread
\$2.25 for a 10-ounce package.	99¢ for a 16-oz. bag.	\$2.50 for a 24-oz. loaf.



CONVERSATIONS: Asking for Store Information

3 Practice the Conversation: Asking about Sales

Listen to the conversation. Then listen and repeat.

- A: Is milk on sale this week?
B: Yes. It's only 99 cents a carton.
A: What size?
B: 32 ounces.

A: Wow! That's a good price.
Practice the conversation with a partner. Use these items.

rice	honey	sugar
a bag / 12 ounces	a jar / 8 ounces	a box / 16 ounces



WINDOW ON PRONUNCIATION Intonation in Yes/No Questions

★ Listen to the questions. Then listen and repeat.

- Can I help you?
- Do you have grape juice?
- Is rice on sale this week?
- Anything else?
- Do you sell noodles?
- Do you have a package of cheese at home?
- Do you like apples?

Work with a partner. Ask and answer the questions.

★ Listen to the sentences. Then listen and repeat.

- A. The apples are on sale.
B. The apples are on sale.
- A. Okay.
B. Okay.
- A. Milk.
B. Milk.

Listen again. Write a period after each statement and a question mark after each question.

Windows on Pronunciation help students produce difficult sounds in English and address issues of stress, rhythm, and intonation.

“语音窗口”帮助学生克服英语发音难点，其中涉及到重音、节奏和语调等问题。

Application lessons focus on developing the students' roles in life as workers, parents, and citizens.

“应用课程”关注学生在社会生活中作为工作者、父母及公民的角色。

Real-world documents and situations are highlighted in the *Application* lessons, exposing students to critical concepts they encounter at work, at home, and in the community.

“应用课程”中强调了现实生活中的文本和情景，让学生接触到实际工作、家庭及社会中的重要概念。



UNIT 6: Food

APPLICATION: Choosing Foods


The Food Pyramid

1 Talk About the Picture

What foods do you know in the picture below? What foods can you add to each group?

The Food Pyramid

Do you eat the right foods? This is one guide to help you choose foods that are good for you.



94

2 Read

Study the food pyramid. Complete this chart.

FOOD GROUP	NUMBER OF SERVINGS PER DAY
1. Bread, Cereal, Rice, and Pasta Group	6 to 11
2. Fruit Group	
3.	
4.	
5.	
6.	

3 Write

Write the number of servings.

1. 2 slices of bread = 2 servings	2. 4 eggs =	3. 1 1/2 cups of orange juice =
4. 1 cup of cooked dry beans =	5. 1 cup of uncooked or raw spinach =	6. 1 cup of cooked rice =



Write 4 sentences about you and people in your family.

EXAMPLES: I eat about 5 servings of vegetables every day.
My father always eats 1 serving of pasta at night.
I usually eat 1 serving of yogurt in the morning.
My son eats 2 servings of fruit in the evening.

95

UNIT 6
1 LESSON
Noodles are delicious.

1. What is your favorite food? Write the name of the food in the box.

Apple	Banana	Orange	Strawberry
Watermelon	Yogurt	Cheese	Pasta

2. What is your favorite drink? Write the name of the drink in the box.

Milk	Juice	Tea	Coffee
Soda	Smoothie	Hot Chocolate	Ice Cream

3. What is your favorite fruit? Write the name of the fruit in the box.

Apple	Banana	Orange	Strawberry
Watermelon	Yogurt	Cheese	Pasta

4. What is your favorite vegetable? Write the name of the vegetable in the box.

Broccoli	Cauliflower	Carrot	Spinach
Tomato	Peas	Beans	Potatoes

5. Write a sentence about your favorite food.

6. Write a sentence about your favorite drink.

7. Write a sentence about your favorite fruit.

8. Write a sentence about your favorite vegetable.

Alternate application lessons in the Workbook provide a flexible approach to addressing family, work, and community topics in each unit.

学习辅导与自测中的“应用课程”灵活地涉及到各单元有关家庭、工作和社会的诸多主题。

Listening Reviews help teachers assess listening comprehension, while giving students practice with the item types and answer sheets they encounter on standardized tests.

“听力复习”帮助教师评估学生的听力理解能力，同时学生可以用标准化测试的题型进行练习。

Conversation Checks are communicative information gap activities that also provide informal listening and speaking self-assessment tools.

“对话检验”为课堂教学提供了交流信息，也可用于学生的听说自测。

UNIT 6: Food

What do you know?

1 Listening Review

Listen and circle the word you hear. Use the Answer Sheet.

1. A. always B. sometimes C. never

2. A. usually B. sometimes C. never

3. A. always B. usually C. never

4. A. always B. sometimes C. never

5. A. Yes, I do. B. \$5 a pound

6. A. at the checkout counter B. Yes, we do.

7. A. It's delicious. B. It's \$3.99.

8. A. 16 ounces B. \$1.99

9. A. No, it isn't. B. a 12-ounce bag

10. A. That's a good price. B. a pound of chicken

Listen and choose the best answer. Use the Answer Sheet.

ANSWER SHEET

1 (A) (B) (C)

2 (A) (B) (C)

3 (A) (B) (C)

4 (A) (B) (C)

5 (A) (B) (C)

6 (A) (B) (C)

7 (A) (B) (C)

8 (A) (B) (C)

9 (A) (B) (C)

10 (A) (B) (C)

2 Dictation

Listen and write the missing words.

Attention, shoppers.

If you like _____ for breakfast, Corn Crunch is on sale today. It's only \$3.95 for a _____ box. With _____, your breakfast will be _____ and nutritious. The bananas are in the _____ section, and the milk is in the _____ section.

REVIEW AND ASSESSMENT

3 Conversation Check: Pair Work

Student A: Go to page 166. EXAMPLE: B: How much is a can of tomatoes? A: \$2.50

Student B: Ask your partner questions to complete this chart.

FOOD	PRICE (How much?)	SIZE/AMOUNT (What size?)
1	\$2.50	
2		
3	\$2.00	48 ounces
4	\$6.00	32 ounces

How many questions did you ask your partner? ☐ 1 ☐ 2 ☐ 3 ☐ 4

How many questions did you answer? ☐ 1 ☐ 2 ☐ 3 ☐ 4

4 LEARNING LOG

I know these words:

- ☐ aisle
- ☐ always
- ☐ apple
- ☐ bag
- ☐ bakery
- ☐ banana
- ☐ bean
- ☐ bottle
- ☐ box
- ☐ bread
- ☐ butter
- ☐ can
- ☐ carrot
- ☐ carton
- ☐ cereal
- ☐ cheap
- ☐ checkout counter
- ☐ cheese
- ☐ chicken
- ☐ clean the floor
- ☐ cooked
- ☐ coupon
- ☐ cup
- ☐ dairy
- ☐ delicious
- ☐ eat
- ☐ egg
- ☐ expensive
- ☐ fish
- ☐ food
- ☐ frozen foods
- ☐ fruit
- ☐ grain
- ☐ grape
- ☐ honey
- ☐ ice
- ☐ jar
- ☐ juice
- ☐ lettuce
- ☐ like
- ☐ look at
- ☐ meat
- ☐ milk
- ☐ mop
- ☐ never
- ☐ noodles
- ☐ nut
- ☐ oil
- ☐ onion
- ☐ on sale
- ☐ orange
- ☐ ounce
- ☐ package
- ☐ peanut
- ☐ pound
- ☐ produce section
- ☐ push a cart
- ☐ raw
- ☐ restroom
- ☐ rice
- ☐ serving
- ☐ shopping cart
- ☐ shrimp
- ☐ slice
- ☐ sometimes
- ☐ stand in line
- ☐ sugar
- ☐ terrible
- ☐ tomato
- ☐ usually
- ☐ vegetable
- ☐ yogurt

I can ask:

- ☐ Do you like noodles?
- ☐ Do you sell rice?
- ☐ How much is a loaf of bread?
- ☐ What can I get for you?
- ☐ Is milk on sale?

I can say:

- ☐ Yes, I do.
- ☐ No, I don't.
- ☐ It's 99¢.
- ☐ A pound of chicken, please.
- ☐ It's in Aisle 3.

I can write:

- ☐ food words
- ☐ sentences about a supermarket
- ☐ the price of foods
- ☐ a shopping list
- ☐ sentences about eating habits

A **Grammar or Writing Spotlight** appears at the end of each unit, offering supplementary grammar or writing skill development.

各单元结尾设有“语法小结”或“写作小结”，补充语法和写作知识。

Learning Logs ask students to catalog the vocabulary, grammar, and life skills they have learned, and determine which areas they need to review.

“学习记录”要求学生罗列出所学的词汇、语法知识和生活技能，从而总结出还需要复习的部分。

UNIT 6: Food

Spotlight: Writing

1 Read the recipe. Number the pictures in order from first (1) to last (5).

RECIPE

My Favorite Soup
Lucy Kimball

Ingredients

- 1 lb. broccoli
- 1 lb. potatoes
- water
- salt
- pepper

Directions

Wash the broccoli and the potatoes. Cut the potatoes in quarters and put them in a large pot with water. Boil the potatoes for about 20 minutes. Add the broccoli and boil for 3 minutes. Put the broccoli and the potatoes into a blender. Add some of the water and blend. Add salt and pepper and serve hot.

Boil the broccoli for 3 minutes.

Wash the vegetables.

Blend the vegetables with some water.

Add salt and pepper and serve hot.

Cut up the potatoes and boil them for 20 minutes.

2 Connect the sentences. Use and.

1. Cook it for 30 minutes. Serve it hot.
Cook it for 30 minutes and serve it hot.

2. Put the vegetables in a blender. Blend them.

3. Add the broccoli. Boil it for 3 minutes.

4. Cut the potatoes in quarters. Boil them.

5. Put water in a large pot. Add salt.

6. Cook the vegetables. Serve them hot.

3 Choose a favorite recipe. Write the ingredients. Write the directions.

FOCUS ON WRITING: Connecting Sentences

Use **and** to connect two sentences.

Examples:

Cut up the potatoes. Put them in a large pot.
Cut up the potatoes **and** put them in a large pot.

Add the broccoli. Cook it for 3 minutes.
Add the broccoli **and** cook it for 3 minutes.

Ingredients

Directions

Test highlights language patterns and grammar points contained in a unit and consolidates students' knowledge concerning what they should master.

测验环节对整个单元中有关句子结构和语法的知识进行强化和提升。

UNIT 1: Getting Started
Test

Test

Names: _____ **Date:** _____ **Score:** _____

LISTENING: Listen to the conversations. Then choose the correct answer for each question.

Conversation 1

1. What is the man's name?
a. Victor b. Paolo
c. Ben

2. Where is he from?
a. Italy b. Brazil
c. Mexico

Conversation 2

3. The woman's name is _____.
a. Ms. Jones b. Mr. Campbell
c. Ms. Wilson

4. The man's first name is _____.
a. Carlos
b. Martin
c. James

GRAMMAR: Choose the word or punctuation mark that correctly completes each sentence.

5. Mr. _____ from Japan.
a. am b. is c. are

6. I _____ a teacher.
a. am b. is c. are

7. They _____ students.
a. am b. is c. are

8. Where _____ you from?
a. am b. is c. are

9. This _____ my friend.
a. am b. is c. are

10. What is your last name _____.
A. B. C.

11. I am a student.
A. B. C.

12. He is from Paris. France.
A. B. C.

READING/VOCABULARY: Read the following ads. Then choose the answer that correctly completes each sentence.

Immediate Openings for Nurses
Call (603) 555-7000 for an interview. Experience necessary.
Mercy Hospital
3399 Porter Ave.

Bus Driver Wanted
Born 1/18/44
Call for an interview
(603) 555-1234

SALESCLERK
Evenings and weekends.
Apply in person.
Andrew's Men Shop
948 South St.

14. Mercy Hospital has jobs for _____.
a. bus drivers b. nurses
c. doctors

15. For the sales clerk job, _____.
a. go to 3399 Porter Avenue
b. call (603) 555-7000
c. go to 948 South Street

16. The telephone number for the bus driver job is _____.
a. (603) 555-7000 b. (603) 555-1234
c. 555-1234

WRITING: Complete the following form with your personal information.

Application Form

Name: _____
First Middle Last

Address: _____
Street City State Zip Code

TRANSLATION: Translate the following sentences into Chinese or English.

1. Translate the following sentences into Chinese.

21. What's your name?
22. Where are you from?
23. The map is on the wall.
24. Take out a piece of paper.
25. Don't book it on the desk.

2. Translate the following sentences into English.

26. 文華中學在天津路111號。電話是111。
27. 圖書館在111號。
28. 這是我們的書房。
29. 沙發在門口後面。
30. 我的書在書架上。

Translation exercises in the Test consolidates what students have learned through this activity.

测验中的英汉互译练习有助于学生巩固在这一单元所学到的知识。



Supplemental Translation Exercises focus on what students can achieve from such intensified activities.

“补充的翻译练习”则以这种强化训练英汉互译的方式来提高学生的语法水平和翻译能力。

Words & Expressions provides a tool to help students to understand vocabulary.

“单词和词组”部分为学生提供了一个理解词汇的工具。



What's your name?

1 Practice the Conversation

Listen to the conversation. Then listen and repeat.

听下列会话，然后跟读。

A: Hello. My name is Anna.

B: Hi. I'm Tom.

A: Nice to meet you, Tom.

B: Nice to meet you, too.

Practice the conversation with 3 classmates.

分别跟3位同学练习上面的会话。



2 Say the Alphabet

Listen to the letters. Then listen and repeat.

听下列字母，然后跟读。

A a	B b	C c	D d
E e	F f	G g	H h
I i	J j	K k	L l
M m	N n	O o	P p
Q q	R r	S s	T t
U u	V v	W w	X x
Y y	Z z		

3 Practice the Conversation

Listen to the conversation. Then listen and repeat.

听下列会话，然后跟读。

A: What's your first name?

B: Sue.

A: What's your last name?

B: Chan.

A: How do you spell that?

B: C-h-a-n.



Ask 6 classmates. Write their answers below.

向6位同学提问，将答案写在下面。

FIRST NAME (GIVEN NAME)	LAST NAME (FAMILY NAME)
Sue	Chan

4 Write

Read Sue's name tag. Make a name tag for yourself.

阅读Sue的名签，做一份你自己的名签。

Hi. My name is

Sue Chan

Hi. My name is



UNIT 1: Getting Started

Where are you from?

THINGS TO DO

1 Find the Countries

Look at the map. Listen to the words. Then listen and repeat.
看地图，听单词，然后跟读。

- | | | |
|---------------------|------------|-----------|
| ① Canada | ⑤ Colombia | ⑨ Somalia |
| ② the United States | ⑥ Brazil | ⑩ China |
| ③ Mexico | ⑦ France | ⑪ Vietnam |
| ④ Haiti | ⑧ Morocco | ⑫ _____ |

Write the name of one more country. Find it on the map.
再写出一个国家的名字，并在地图上标出来。

2 Ask Questions

Listen to the conversation. Then listen and repeat. 听下列会话，然后跟读。

A: What's your name?

B: My name is **Victor**.

A: Where are you from?

B: I am from **Mexico**.

A: **Mexico**! That's interesting.



Ask 4 classmates: What's your name? Where are you from? Write their answers below.

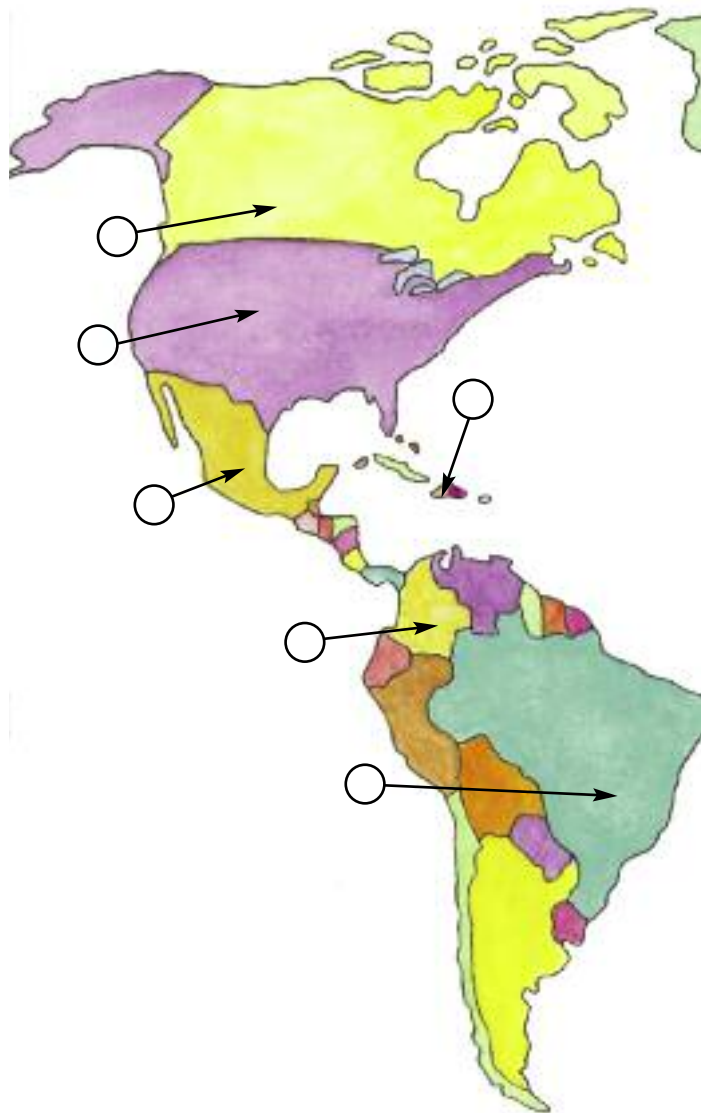
向4位同学提问：What's your name? Where are you from?
把他们的回答写在下面。

WHAT'S YOUR NAME?	WHERE ARE YOU FROM?
<i>Victor</i>	<i>Mexico</i>
_____	_____
_____	_____
_____	_____
_____	_____

3 Write

Write about 4 classmates.
写出4位同学。

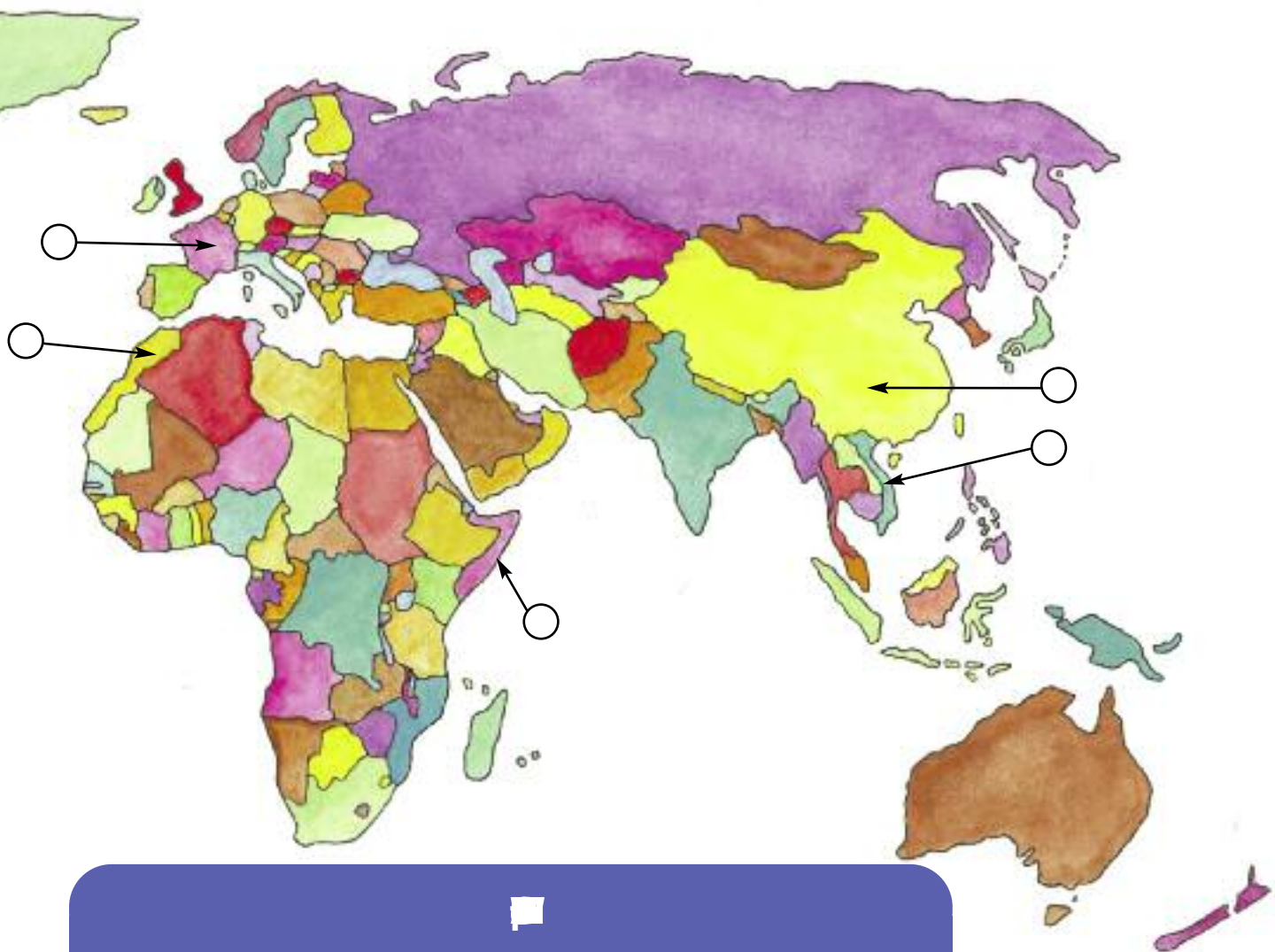
EXAMPLE: *Victor* is from *Mexico*.



Name a country that begins with each letter of the alphabet.

按字母顺序给出以每个字母开头的一个国家的名字。

EXAMPLE: A: Australia
B: Brazil
C: _____



*英语里的系动词Be常用来表示人或事物的属性，意思相当于汉语的“是”。在不同的时态中，Be有不同的形式变化。



Read the sentences.

读下列句子。

I am from China.

You are from Japan.

He is from Brazil.

We are from Haiti.

She is from France.

They are from Mexico.

It is from Canada.



Complete the sentences with **am**, **is** or **are**.

用am, is或are完成下列句子。

1. Victor _____ from Mexico.
2. Victor and I _____ from Mexico.
3. Sandra _____ from Colombia.
4. I _____ from Vietnam.
5. You _____ from Somalia.
6. New York _____ in the United States.

2 LESSON

UNIT 1: Getting Started

Where's your notebook?

THINGS TO DO

1 Learn New Words

Look at the picture. Listen to the words. Then listen and repeat.
看图听下列单词，然后跟读。

- | | | | |
|-----------|------------|------------------|------------|
| ① teacher | ⑥ table | ⑪ pencil | ⑮ chair |
| ② wall | ⑦ calendar | ⑫ piece of paper | ⑯ computer |
| ③ clock | ⑧ map | ⑬ book | ⑰ desk |
| ④ door | ⑨ notebook | ⑭ floor | ⑱ student |
| ⑤ board | ⑩ pen | | ⑲ window |

2 Write

What's in your classroom? Write 5 things. Then share your ideas with the class.

你们教室里有什么？写出5件东西，然后与班上同学交流。

clock	

3 Ask Questions

Work with a partner. Ask and answer questions about the picture.
与同伴练习，就大图提问并回答。

A: Where's

the map?	the computer?
the book?	the _____?

B: It's

on the wall.	on the table.
on the desk.	_____.

TRY
THIS

Make vocabulary flash cards like this.
照这样制作词汇卡。

(Front)



(Back)

chair

Use your flash cards to learn new words.
用你的词汇卡学习生词。







UNIT 1: Getting Started

Read page 6.

THINGS TO DO

1 Learn New Words

Look at the pictures. Listen to the classroom instructions. Then listen and repeat.

看图，听课堂指令，然后跟读。

2 Follow Instructions

Work with a partner. Take turns giving 5 instructions.

与同伴练习，轮流下5道指令。

A: Raise your hand.



3 Write

Write your own instructions. Then give an instruction to the class.

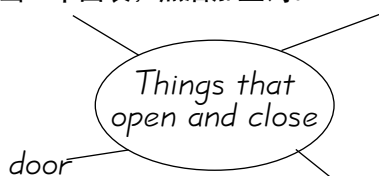
写下你的指令，然后给班上同学下一道指令。

1. Say *hello*.
2. Write _____
3. Open _____
4. Close _____
5. Go to _____



Make a diagram like this. Add words to it.

照下面画一个图表，然后加上词。



① Read page 10.



② Listen to the words.



⑦ Write your name.



⑧ Practice the conversation with a partner.



⑬ Stand up.



⑭ Sit down.



③ Repeat the words.



④ Say ~~pn~~



⑤ Ask a partner.



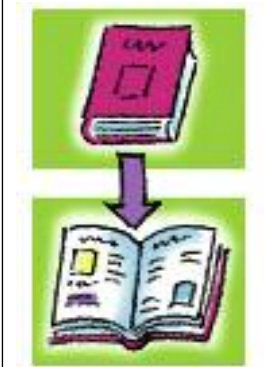
⑥ Circle your name.



⑨ Take out a piece of paper.



⑩ Open your book.



⑪ Close the window.



⑫ Raise your hand.



⑮ Go to the board.



A Listen to the numbers. Then listen and repeat.
听下列数字，然后跟读。

0 zero	1 one	2 two	3 three
4 four	5 five	6 six	7 seven
8 eight	9 nine	10 ten	11 eleven

B Listen to the conversation. Then listen and repeat.
听下列会话，然后跟读。

A: Open your book to page 5.

B: Which page?

A: Page 5.

Practice the conversation with a partner. Use different numbers.
和同伴练习会话，使用不同的数字。

4 LESSON

UNIT 1: Getting Started

Application Forms

THINGS TO DO

1 Learn New Words

Look at the picture. Listen to the information. Then listen and repeat.
看图，听下列信息，然后跟读。

- | | | |
|---------------|--------------|------------------|
| ① middle name | ⑦ telephone | ⑫ female |
| ② address | number | ⑬ marital status |
| ③ street | ⑧ area code | ⑭ single |
| ④ city | ⑨ birthplace | ⑮ married |
| ⑤ state | ⑩ gender | ⑯ divorced |
| ⑥ zip code | ⑪ male | ⑰ occupation |

2 Read

Read the application form. Complete the sentences below.
阅读下面的申请表，完成下列句子。

Paul's last name is Bridges. His
_____ is Richard. His _____ is
8517 Alvarado Street in Los Angeles, California. The _____
_____ is 91012. Paul's _____
is (310) 555-5678. His _____ is the U.S.

3 Write

Work with a partner.

Ask questions.

Write your partner's answers on the form.

向同伴提问题，把同伴的回答填写在表里。

EXAMPLE: What's your first name?



Application Form

Name	_____	_____	_____
	First	Middle	Last
Address	_____	_____	_____
	Street	City	State Zip Code
Telephone Number	_____	_____	
	Area Code		
Birthplace	_____		
Gender:	<input type="checkbox"/> Male	<input type="checkbox"/> Female	Marital Status: <input type="checkbox"/> Single <input type="checkbox"/> Married <input type="checkbox"/> Divorced
Occupation	_____		

Application Form

(PLEASE PRINT)

Name Paul Richard Bridges
First Middle Last

(2) Address 8517 Alvarado St., Los Angeles, CA 91012
Street City State Zip Code

(7) Telephone Number (310) 555-5678
Area Code

(9) Birthplace Sacramento, CA, U.S.

(10) Gender: ☒ Male ☐ Female Marital Status: ☐ Single ☒ Married ☐ Divorced

(17) Occupation teacher



period
(.)

comma
(,)

question mark
(?)

A Circle the punctuation marks.
用圆圈标出标点符号。

1. Where are you from?
2. I am from Miami, Florida.
3. Your book is on the floor.
4. Where is Paris, France?

B Add the punctuation marks.
加上标点符号。

1. What's her name
2. Listen to your teacher
3. He is from San Francisco California
4. His birthplace is Toronto Canada



UNIT 1: Getting Started

Nice to meet you.

1 Practice the Conversation: Greeting Someone

Listen to the conversation. Then listen and repeat.
听下列会话，然后跟读。

A: Hello. I'm Mr. Campos.

B: Nice to meet you, Mr. Campos.
I'm Ms. Jones.

A: Nice to meet you.

Practice the conversation with a partner.
Use these items.

与同伴练习上面的会话，使用下列词语和句子。



Mr. = a single or married male
Ms. = a single or married female
Mrs. = a married female

1 Hi.	2 How do you do?
Mrs. Lee	Mrs. Bridges
3 Hello.	4 How do you do?
Ms. Kim	Mr. Thomas

2 Practice the Conversation: Introducing Someone

Listen to the conversation. Then listen and repeat.
听下列会话，然后跟读。

A: Hi, Jon. How are you?

B: Fine, thanks. And you?

A: I'm fine. Jon, this is my friend, Gina.

B: Hi, Gina. Nice to meet you.

Practice the conversation with a partner. Use these items.

与同伴练习上面的会话，使用下列词语。



1 Good	2 Not bad	3 OK	4 Great
I want to introduce you to	I want you to meet	this is	I want you to meet

3 Practice the Conversation: Saying Goodbye 🎧

Listen to the conversation. Then listen and repeat.

听下列会话，然后跟读。

A: Goodbye, Jon.

B: Bye, David. **Have a nice day.**

A: **You too.**

Practice the conversation with a partner.
Use these items.

与同伴练习上面的会话，使用下列词语。



1 See you later.

Have a nice day.

2 Nice to see you.

Nice to see you, too.

3 Have a great day.

OK, you too.

4 Have a good day.

Thanks, you too.

A Listen to the words. Then listen and repeat.
听下列单词，然后跟读。

- | | | | | | |
|----------------|----------------|-----------------|-------------------|------------------|--------------------|
| 1. <u>I</u> | 4. <u>me</u> | 7. <u>my</u> | 10. <u>he</u> | 13. <u>we</u> | 16. <u>read</u> |
| 2. <u>fine</u> | 5. <u>meet</u> | 8. <u>try</u> | 11. <u>street</u> | 14. <u>write</u> | 17. <u>bye</u> |
| 3. <u>see</u> | 6. <u>hi</u> | 9. <u>three</u> | 12. <u>China</u> | 15. <u>nice</u> | 18. <u>country</u> |

B Write the words in the correct place.
把上面的单词写在下面正确的地方。

Sounds like I		Sounds like E	
<u>I</u>	_____	<u>see</u>	_____
<u>fine</u>	_____	<u>me</u>	_____
_____	_____	_____	_____
_____	_____	_____	_____
_____	_____	_____	_____

C Listen and circle the word you hear.
听下列单词和字母，把你所听到的用圆圈标出。

- | | | | | | |
|--------------|----|----------|------|--------|----|
| 1. <u>my</u> | me | 3. I | E | 5. bye | B |
| 2. hi | he | 4. write | read | 6. Y | we |

6 LESSON

UNIT 1: Getting Started

Occupations

1 Learn New Words

Look at the pictures below. Listen to the words. Then listen and repeat.
看下列图片，听单词，然后跟读。

① Joan Baxter is a **dentist**.



② Larry Fisher is a **bus driver**.



③ Ken Park is a **pharmacist**.



④ Emma Lambert is a **doctor**.



⑤ Paul Ming is a **salesclerk**.



⑥ David Campos is a **machinist**.



⑦ Gina Mata is a **police officer**.



⑧ Leo Brunov is a **nurse**.



⑨ Amy Craft is a **cashier**.



2 Ask Questions

Work with a partner. Ask about the people above.
与同伴练习，就上面的人提问。

A: What's **Joan's** occupation?

B: **She's a dentist.**

Possessives
Add 's to a
person's name.

3 Read

Read the ads and circle the occupations.

阅读下列广告，用圆圈标出职业。

JOB ADS

<p>1</p> <p><i>4 Day Work Week</i></p> <p>BUS DRIVER</p> <p>Earn \$14/hr</p> <p>Please call</p> <p>916-555-0819</p> <p>for an interview.</p>	<p>2</p> <p>Immediate Openings</p> <p>for 3 Machinists</p> <p>Apply at:</p> <p>J&D Machine Co.</p> <p>433 Ray Avenue</p> <p>Auburn, California</p> <p>916-202-1234</p>	<p>3</p> <p>SALESCLERK</p> <p>Experienced. Must</p> <p>Work Weekends.</p> <p>Food for Pets.</p> <p>11 Alvarado Street</p> <p>555-7400</p>
<p>4</p> <p>CASHIER WANTED</p> <p>Work 3 days a week.</p> <p>Apply in person:</p> <p>Shop and Go</p> <p>873 Mission Street</p> <p>916-682-1414</p>	<p>5</p> <p>Smith Drugstore</p> <p>needs a Pharmacist</p> <p>for their Sacramento</p> <p>store. Call for an</p> <p>interview:</p> <p>916-555-8700</p>	<p>6</p> <p>DRIVER, Tow</p> <p>Truck full time.</p> <p>Must live in Davis,</p> <p>experience necessary.</p> <p>10 Johnson Road</p> <p>916-555-0612</p>

4 Write

Write the occupations. Then write the street address or telephone number from each job ad.

把职业写在表中，然后写出每个招聘广告的地址或电话号码。

OCCUPATION	STREET ADDRESS	TELEPHONE NUMBER
1. <i>Bus driver</i>	<i>XXX</i>	<i>(916) 555-0819</i>
2.		
3.		
4.		
5.		
6.		



UNIT 1: Getting Started

What do you know?

1 Listening Review

Listen and choose the correct answer. Use the Answer Sheet below.

选择正确答案，将答案写在答题纸上。

1.

A

B

C

2.

A

B

C

3.

A

B

C

4.

A

B

C

5. A. 22 Long Street.
B. 555-5498.
C. 03550.

8. A. Los Angeles.
B. California.
C. Mexico.

6. A. 212.
B. 54356.
C. 555-5683.

9. A. 22.
B. 508.
C. 555-2494.

7. A. She's from Haiti.
B. Female.
C. She's a police officer.

10. A. 10 Main Street.
B. 423.
C. 555-5428.

ANSWER SHEET

1	<input type="radio"/> A	<input type="radio"/> B	<input type="radio"/> C
2	<input type="radio"/> A	<input type="radio"/> B	<input type="radio"/> C
3	<input type="radio"/> A	<input type="radio"/> B	<input type="radio"/> C
4	<input type="radio"/> A	<input type="radio"/> B	<input type="radio"/> C
5	<input type="radio"/> A	<input type="radio"/> B	<input type="radio"/> C
6	<input type="radio"/> A	<input type="radio"/> B	<input type="radio"/> C
7	<input type="radio"/> A	<input type="radio"/> B	<input type="radio"/> C
8	<input type="radio"/> A	<input type="radio"/> B	<input type="radio"/> C
9	<input type="radio"/> A	<input type="radio"/> B	<input type="radio"/> C
10	<input type="radio"/> A	<input type="radio"/> B	<input type="radio"/> C

2 Conversation Check: Pair Work

Student A: Go to page 224.

学生A: 翻到224页。

EXAMPLE: **B:** What is Don's last name?

Student B: Ask your partner questions to complete this chart.

A: Garcia.

Write the answers.

学生B: 向同伴提问, 完成下列表格, 并写出答案。

First Name	Last Name	Gender	Occupation	Telephone Number
1. Don	Garcia	M	Police Officer	(545) 555-5943
2. Gloria	Ramos	F	Nurse	
3. Van	Pham	F		(943) 555-5873
4.	Smith	M	Cashier	(543) 555-9004
5. Victor	Abarca	M		(359) 555-4833



How many questions did you ask your partner?

☐ 1 ☐ 2 ☐ 3 ☐ 4 ☐ 5

How many questions did you answer?

☐ 1 ☐ 2 ☐ 3 ☐ 4 ☐ 5



I know these words:

- | | | | | |
|-------------------------------------|------------------------------------|---|---|---|
| <input type="checkbox"/> address | <input type="checkbox"/> country | <input type="checkbox"/> male | <input type="checkbox"/> period | <input type="checkbox"/> student |
| <input type="checkbox"/> am | <input type="checkbox"/> dentist | <input type="checkbox"/> map | <input type="checkbox"/> pharmacist | <input type="checkbox"/> table |
| <input type="checkbox"/> are | <input type="checkbox"/> desk | <input type="checkbox"/> marital status | <input type="checkbox"/> piece of paper | <input type="checkbox"/> take out |
| <input type="checkbox"/> area code | <input type="checkbox"/> divorced | <input type="checkbox"/> married | <input type="checkbox"/> police officer | <input type="checkbox"/> teacher |
| <input type="checkbox"/> ask | <input type="checkbox"/> doctor | <input type="checkbox"/> middle name | <input type="checkbox"/> practice | <input type="checkbox"/> telephone number |
| <input type="checkbox"/> birthplace | <input type="checkbox"/> door | <input type="checkbox"/> Mr. | <input type="checkbox"/> question mark | <input type="checkbox"/> ten |
| <input type="checkbox"/> board | <input type="checkbox"/> eight | <input type="checkbox"/> Mrs. | <input type="checkbox"/> raise | <input type="checkbox"/> three |
| <input type="checkbox"/> book | <input type="checkbox"/> eleven | <input type="checkbox"/> Ms. | <input type="checkbox"/> read | <input type="checkbox"/> two |
| <input type="checkbox"/> bus driver | <input type="checkbox"/> female | <input type="checkbox"/> nine | <input type="checkbox"/> repeat | <input type="checkbox"/> wall |
| <input type="checkbox"/> calendar | <input type="checkbox"/> fine | <input type="checkbox"/> notebook | <input type="checkbox"/> salesclerk | <input type="checkbox"/> window |
| <input type="checkbox"/> cashier | <input type="checkbox"/> five | <input type="checkbox"/> nurse | <input type="checkbox"/> say | <input type="checkbox"/> write |
| <input type="checkbox"/> chair | <input type="checkbox"/> floor | <input type="checkbox"/> occupation | <input type="checkbox"/> seven | <input type="checkbox"/> zero |
| <input type="checkbox"/> circle | <input type="checkbox"/> four | <input type="checkbox"/> one | <input type="checkbox"/> single | <input type="checkbox"/> zip code |
| <input type="checkbox"/> city | <input type="checkbox"/> gender | <input type="checkbox"/> open | <input type="checkbox"/> sit down | |
| <input type="checkbox"/> clock | <input type="checkbox"/> go to | <input type="checkbox"/> partner | <input type="checkbox"/> six | |
| <input type="checkbox"/> close | <input type="checkbox"/> is | <input type="checkbox"/> pen | <input type="checkbox"/> stand up | |
| <input type="checkbox"/> comma | <input type="checkbox"/> listen | <input type="checkbox"/> pencil | <input type="checkbox"/> state | |
| <input type="checkbox"/> computer | <input type="checkbox"/> machinist | <input type="checkbox"/> people | <input type="checkbox"/> street | |

I can ask:

- ☐ What's your name?
- ☐ Where are you from?
- ☐ Where's your book?
- ☐ How do you do?

I can say:

- ☐ I am from Mexico.
- ☐ That's interesting!
- ☐ It's on the table.
- ☐ Open your book.
- ☐ This is my friend, Gina.
- ☐ Have a nice day.

I can write:

- ☐ personal information
- ☐ telephone numbers
- ☐ zip codes
- ☐ street addresses
- ☐ numbers 0 to 11

UNIT 1: Getting Started

Spotlight: Grammar

*第1课我们学了系动词Be的一般现在时与不同人称连用的三种形式：am, is, are。下面的表格列举了系动词Be与各人称连用的肯定式、否定式和缩写形式。

SIMPLE PRESENT OF B						
Affirmative			Negative		Contractions	
					Affirmative	Negative
I	<u>am</u>	from China.	I <u>am not</u> from China.		I'm	I'm not
You	<u>are</u>	from China.	You <u>are not</u> from China.		You're	You aren't
We	<u>are</u>	from China.	We <u>are not</u> from China.		We're	We aren't
They	<u>are</u>	from China.	They <u>are not</u> from China.		They're	They aren't
He	<u>is</u>	from China.	He <u>is not</u> from China.		He's	He isn't
She	<u>is</u>	from China.	She <u>is not</u> from China.		She's	She isn't
It	<u>is</u>	from China.	It <u>is not</u> from China.		It's	It isn't

- 1** Read the story. Circle 16 examples of the simple present of **b**

阅读下面的故事，用圆圈标出16个动词be一般现在时的实例。

There are twenty (20) students in my class. Ten students are from Mexico. Four students are from Russia. Three students are from China. Two students are from Haiti, and one student is from Egypt. Eleven students in my class are married. Nine students are single. I am the student from Egypt. My name is Fatima, and I am married. My teacher is Mr. White. His first name is David, and he is from Canada. Mr. White is not married. He is single.

- 2** Read the story again. Complete the sentences with **and b**

把上面的故事再读一遍，用am, is, are not, 和is not 完成下列句子。

- Fatima is not from Russia. She is from Egypt.
- Fatima is married. She is not single.
- Eleven students in Fatima's class are married.
- Mr. White is a bus driver. He is not a teacher.
- Mr. White and Fatima are from the United States.
- Mr. White is from Egypt. He is from Canada.
- Two students in Fatima's class are from Haiti.

- 3** Rewrite each sentence above. Use contractions.

用缩写形式改写上面各句。

EXAMPLE: *Fatima isn't from Russia. She's from Egypt.*

POSSESSIVE ADJECTIVES

my bookyour bookour booktheir bookher bookhis book

POSSESSIVES WITH NAMES

John's book is here.John and Tina's teacher is Mr. White.Tina's book is on the table.Andy's address is on the application form.Mr. White's book is on the desk.Ms. Jones's zip code is 94704.**4** Complete the sentences. Write *my, your, our, their, his* or *her*.

用my, your, our, their, his 或her 完成下列句子。

- Ling and Bob live in Pasadena. Their address is 5434 N. Wilson Avenue.
- Tina and I are students. _____ school is on Altadena Drive.
- My teacher's first name is John. _____ middle name is Frank.
- I live in New York. _____ telephone number is (212) 555-5439.
- Anna is not married. _____ marital status is single.
- Mr. Santos and Ms. Jones are teachers. _____ students are in _____ classrooms.

5 Write a sentence about each person.

把下面每个人的情况写成一个句子。

- Bob/telephone number/555-9584

Bob's telephone number is 555-9584.

- David/zip code/91012

- Rose/marital status/married

- Anna/area code/212

- Mr. White/first name/David

UNIT 1: Getting Started

Supplemental Translation Exercises

A. Translate the following sentences into Chinese.

英译汉。

Lesson 1

1. She is from France. _____
2. They are from Mexico. _____
3. He is from Canada. _____

Lesson 2

4. Where's the map? _____
5. What's in your classroom? _____
6. Where is your notebook? _____

Lesson 3

7. Write your name. _____
8. Read page 10. _____
9. Raise your hand. _____

Lesson 4

10. Paul's telephone number is 555-5678. _____
11. His address is 8571 Alvarado Street in Los Angeles, California. _____
12. Paul's last name is Brown. _____

Lesson 5

13. I want you to meet my friend Tom. _____
14. I want to introduce to you Gina. _____
15. This is my friend Campos. _____

Lesson 6

16. What's your occupation? _____
17. I am a dentist. _____
18. She is a nurse. _____

Lesson 7

19. They aren't from China. _____
20. She is not a teacher. _____
21. Tina's map is on the wall. _____

B. Translate the following sentences into English.

汉译英。

Lesson 1

1. 你来自哪里? _____
2. 维克多来自哥伦比亚。 _____
3. 他们来自日本。 _____

Lesson 2

4. 我的电脑在桌上。 _____
5. 挂历在墙上。 _____
6. 学生在教室里。 _____

Lesson 3

7. 拿出一张纸。 _____
8. 将书翻到第5页。 _____
9. 听单词。 _____

Lesson 4

10. 婚姻状况。 _____
11. 电话区号。 _____
12. 电话号码。 _____

Lesson 5

13. 祝你一天开心。 _____
14. 你好吗? 很好, 谢谢! 你呢? _____
15. 谢谢, 你也一样。 _____

Lesson 6

16. 她是一名店员。 _____
17. 我们是药剂师。 _____
18. 汤姆的职业是什么? _____

Lesson 7

19. 他来自中国。 _____
20. 他们不是来自俄罗斯。 _____
21. 约翰的书在课桌上。 _____

UNIT 1: Getting Started

Test

Name _____ Date _____ Score _____

LISTENING: Listen to the conversations. Then choose the correct answer for each question.

Conversation 1

1. What is the man's name?

- A. Victor. B. Paolo.
C. Ben.

2. Where is he from?

- A. Mary. B. Somalia.
C. Mexico.



Conversation 2

3. The woman's name is _____.

- A. Ms. Jones B. Mr. Campos
C. Mrs. Helen



4. The man's first name is _____.

- A. Campos
B. Martin
C. Jones

5. In this conversation, the 2 people are _____.

- A. meeting for the first time
B. introducing a friend
C. saying goodbye

GRAMMAR: Choose the word or punctuation mark that correctly completes each sentence.

6. We _____ from Japan.

- A. am B. is C. are

10. This _____ my friend.

- A. am B. is C. are

7. I _____ a teacher.

- A. am B. is C. are

11. What is your last name _____

- A. . B. ? C. ,

8. They _____ students.

- A. am B. is C. are

12. I am a student _____

- A. . B. ? C. ,

9. Where _____ you from?


- A. am B. is C. are

13. He is from Paris _____ France.

- A. . B. ? C. ,

READING/VOCABULARY: Read the following ads. Then choose the answer that correctly completes each sentence.

**Immediate Openings
for Nurses**
**Call (603) 555-7000 for
an interview. Experience
necessary.**
Mercy Hospital
3299 Porter Ave.


Earn \$16/hour
Call for an interview:
(405) 555-1276


Evenings and weekends.
Apply in person:
Andrew's Men Shop
949 South St.

14. Mercy Hospital has jobs for _____.

- A. bus drivers B. nurses
C. doctors

15. For the sales clerk job, _____.

- A. go to 3299 Porter Avenue
B. call (405) 555-1276
C. go to 949 South Street

16. The telephone number for the bus driver job is _____.

- A. (603) 555-7000 B. (405) 555-1276
C. \$16/hour


17. Is there is an ad for a pharmacist?

- A. Yes.
B. No.

18. Is the telephone number for Mercy Hospital (603) 555-1276?

- A. Yes.
B. No.

WRITING: Complete the following form with your personal information.

				
Name: _____				
First	Middle	Last		
Address: _____				
Street	City	State	Zip Code	

TRANSLATION: Translate the following sentences into Chinese or English.

I. Translate the following sentences into Chinese.

21. What's your name? _____
 22. Where are you from? _____
 23. The map is on the wall. _____
 24. Take out a piece of paper. _____
 25. Tom's book is on the desk. _____

II. Translate the following sentences into English.

26. 艾米·克拉夫特不是护士，她是医生。 _____
 27. 很高兴认识你。 _____
 28. 这是我的朋友汤姆。 _____
 29. 玲需要5块橡皮擦。 _____
 30. 我的地址是滨江街400号。 _____

UNIT 1: Getting Started

Words & Expressions

address /ə'dres/ *n.* 地址

am /em/ *v.* 是, 在

area code (电话) 区号

ask /ɑ:sk/ *v.* 询问, 要求

birthplace /'bɜ:θpleɪs/ *n.* 诞生地

board /bɔ:d/ *n.* 木板

book /bʊk/ *n.* 书, 书籍

bus driver 公交车司机

calendar /'kælɪndə/ *n.* 日历

cashier /kæ'ʃɪə/ *n.* 出纳员

chair /tʃeə/ *n.* 椅子

circle /'sɜ:kəl/ *v.* 环绕

city /'sɪti/ *n.* 城市, 都市

clock /klɒk/ *n.* 时钟

close /kləʊz/ *v.* 关; 结束

comma /'kɒmə/ *n.* 逗号

computer /kəm'pjʊtə/ *n.* 计算机

country /'kʌntri/ *n.* 国家, 乡村

dentist /'dentɪst/ *n.* 牙科医生

desk /desk/ *n.* 书桌, 办公桌

divorced /dɪ'vɔ:st/ *adj.* 离婚的

doctor /'dɒktə/ *n.* 医生; 博士

door /dɔ:/ *n.* 门

eight /eɪt/ *num.* 八, 八个

eleven /ɪ'levn/ *num.* 十一

female /'fi:meɪl/ *n. /adj.* 女性; 女性的

fine /faɪn/ *adj.* 美好的

five /faɪv/ *num.* 五, 五个

floor /flɔ:/ *n.* 地面, 地板

four /fɔ:/ *num.* 四, 四个

gender /'dʒendə/ *n.* 性别

go to 翻到, 转到

is /ɪz/ *v.* 是

listen /'lɪsn/ *vi.* 听, 听从

machinist /mə'ʃɪ:nɪst/ *n.* 机械师, 机械工

male /'meɪl/ *n./adj.* 男性; 男的

map /mæp/ *n.* 地图, 图

marital status 婚姻状况

married /'mæɪrɪd/ *adj.* 已婚的

middle name 名和姓之间的名字

Mr. /'mɪstə/ 先生, 阁下

Ms. /'mɪz/ 女士, 小姐

nine /naɪn/ *num.* 九, 九个

notebook /'nəʊtbʊk/ *n.* 笔记簿, 笔记本

nurse /nɜ:s/ *n./vt.* 护士, 保姆; 护理, 看护

occupation /,ɒkjʊ'peɪʃən/ *n.* 职业

one /wʌn/ *num./pron.* 一; 一个人, 任何人

open /'əʊpən/ *adj.* 公开的, 户外的, 开着的

partner /'pɑ:tnə/ *n.* 合伙人, 伙伴

pen /pen/ *n.* 钢笔

pencil /'pensəl/ *n.* 铅笔

people /'pi:pl/ *n.* 人, 人们, 民族

period /'pɪəriəd/ *n.* 时期, 学时

pharmacist /'fɑ:məsɪst/ *n.* 配药者, 药剂师

piece of paper 一张纸

police officer 警官, 警员

practice /'præktɪs/ *n.* 练习, 实习

question mark 问号

raise /reɪz/ *v.* 上升, 提升

read /ri:d/ *v.* 读, 阅读

repeat /rɪ'pi:t/ *vt.* 重复, 重做

salesclerk /'seɪlzkla:k; -klɜ:k/ *n.* 店员

say /seɪ/ *v.* 说, 讲

seven /'sevn/ *num.* 七, 七个

single /'sɪŋɡl/ *adj./n.* 单一的, 单身的; 一个

sit down 坐下

six /sɪks/ *num.* 六, 六个

stand up 站起来

state /steɪt/ *n.* 国家; 州

street /stri:t/ *n.* 街, 街道

student /'stju:dənt/ *n.* 学生

table /'teɪbl/ *n.* 桌子, 餐桌

take out 拿出, 取出

teacher /'ti:tʃə/ *n.* 教师

telephone number 电话号码

ten /ten/ *num.* 十, 十个

three /θri:/ *num.* 三, 三个

two /tu:/ *num.* 二, 两个

wall /wɔ:l/ *n.* 墙壁, 围墙

window /'wɪndəʊ/ *n.* 窗, 窗口

write /raɪt/ *v.* 写, 书写; 著述

zero /'ziərəʊ/ *num.* 零, 零点

zip code 邮递区号, 邮编